Year One: Place Value to 50 Knowledge Organiser

Key Learning

- Group objects to make counting easier/quicker
- Represent numbers using different representations
- Read numbers up to 50 / Write numbers up to 50
- Count forwards from any given number to 50
- Count backwards from any given number
- Count 1 more / Count 10 more
- Count 1 less / Count 10 less
- Recognise what happens after 9
- Compare groups using the language fewer, more, less, greater than, less than, equal
- Order a group of numbers
- Introduce and use the symbols <, >, = for comparing
- Identify numbers that fall between two given numbers
- Partition numbers up to 50 into tens and ones, using apparatus and represent pictorially
- Identify the value of a digit in a two –digit number
- Match numerals and words

Key Vocabulary

Count	Saying numbers in a certain order
Compare	Examining the difference between two numbers
Digit	A single whole number within a two or more digit number
Less	Smaller than
More	Greater than
Numeral	A symbol or name that represents a number
Order	Putting things in the correct place following a rule
Place value	The value of each digit within a number
Partition	is a way of working out maths problems that involve large numbers by splitting them into smaller units so they're easier to work with
Ty number	A multiple of 10/ a number that ends in 0.

Practical resources –

Number lines

Numicon

Base ten

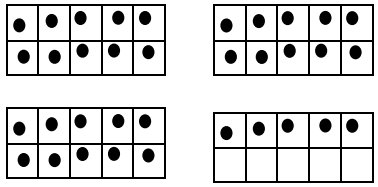

Pictorial representation

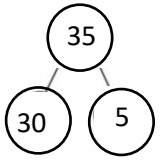

Part-whole model

Numbers –

Numeral	Words	Numeral	Words	Numeral	Words
20	Twenty	30	Thirty	40	Forty
21	Twenty One	31	Thirty One	41	Forty One
22	Twenty Two	32	Thirty Two	42	Forty Two
23	Twenty Three	33	Thirty Three	43	Forty Three
24	Twenty Four	34	Thirty Four	44	Forty Four
25	Twenty Five	35	Thirty Five	45	Forty Five
26	Twenty Six	36	Thirty Six	46	Forty Six
27	Twenty Seven	37	Thirty Seven	47	Forty Seven
28	Twenty Eight	38	Thirty Eight	48	Forty Eight
29	Twenty Nine	39	Thirty Nine	49	Forty Nine
				50	Fifty

Year One: Place Value to 50 Knowledge Organiser

Partitioning numbers -

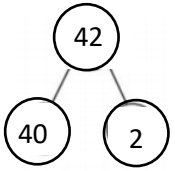

Part-whole model

Tens	Ones
3	3

Ordering numbers -

27 33 49

Smallest ⟷ Largest

48 32 26

Greatest ⟷ Smallest

One more/ One less –

One less (The number before)	Number	One more (The next number)
43	**44**	45
48	**49**	50
34	**35**	36
26	**27**	28

Ten more/ Ten less –

One less (The number above on a 100 square)	Number	One more (The number below on a 100 square)
16	**26**	36
28	**38**	48
31	**41**	51
40	**50**	60

Comparing groups and numbers -

>	More than
<	Less than
=	Equal

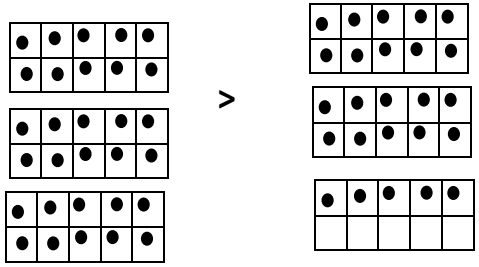

30 is more than 25

23 < 32

23 is less than 32

45 > 39

45 is more than 39

Year One: Place Value to 50 Knowledge Organiser