

Phonics qu, ck, x Barrier Game

Barrier games are a fun way to develop children's speaking and listening skills.

This barrier game is designed for two players. Each player has a sheet with different graphemes on it and some pictures cut out individually. The two players sit opposite each other. A barrier is then placed between the two children (such as a book) so they are unable to see the other child's picture.

1. Player A gives an instruction to the player B, such as, "Place the queen on the 'qu'" (player A will say the sound, not the name of the letters).
2. Player B listens and then responds to the instruction by putting the correct pictures onto the correct sound.
3. Steps 1-2 are then repeated until both players have filled in all the sounds.
4. At the end of the game, the barrier is removed and the children compare their sheets, looking to see if the same pictures are in the correct positions. The children can then discuss why their sheets do or don't look the same.
5. The players can then swap roles and play the game again.

qu

ck

x

qu

qu

x

ck


x

ck

qu

x

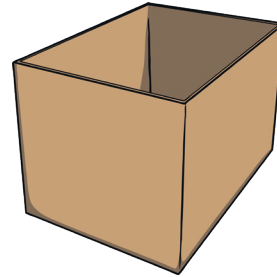
ck



twinkl.com



twinkl.com



twinkl.com



twinkl.com



twinkl.com




twinkl.com




twinkl.com




twinkl.com



twinkl.com



twinkl.com



twinkl.com



twinkl.com